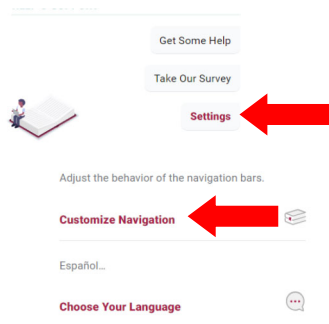


Quick Tips:

To make navigating the app easier you can label the icons.

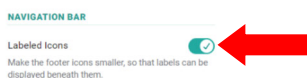
1. Click on the ☰

2. Scroll down to Settings & click on it



3. Scroll down to Customize Navigation & Click on it

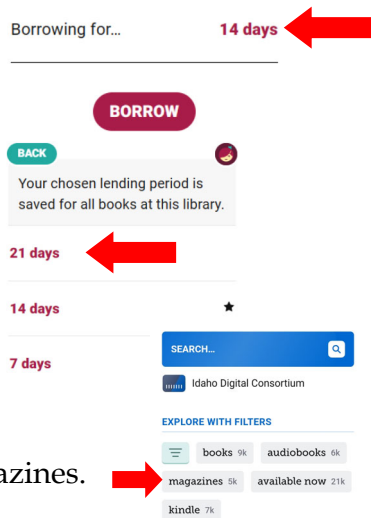
4. Click on the button next to Labeled Icons



5. Your Navigation Bar will look like this now:



- Just like books on the shelf only one patron can check out an ebook or audiobook at a time, so you might have to place a hold on the title. Libby will notify you when the title is available to check out.
- If you lose your Library card and get a replacement you will have to update your library card number on the Libby app. If you have books checked out or on hold call the Library at 208-585-3931 and we can merge your new account number with your old one.
- You can select the lending period for each title you check out. Before you click on Borrow, click on the lending period above it, a new menu will open up letting you choose your lending period. Select the number of days that works for you by clicking on it. FYI: some of our Partner Libraries limit the lending period to 14 days.
- Your library card gives you access to over 5000 magazines in the Libby app. Click on 🔍 and then click Magazines.

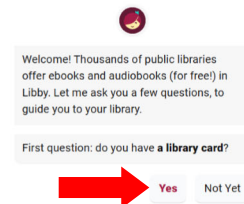


Getting Started with:

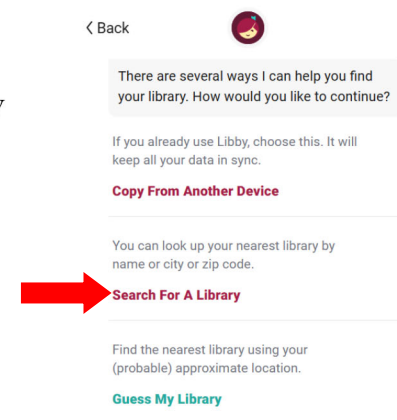


After you download the Libby app the first screen you will see is:

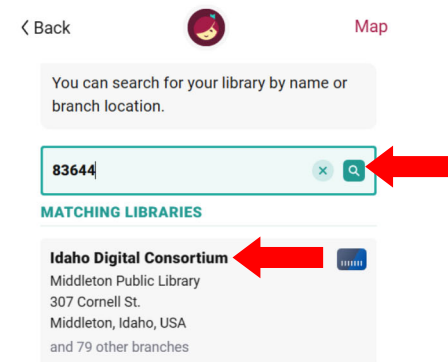
1. Click on yes



2. Click on Search for a Library

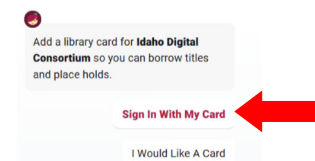


3. Type the zip code in the search box and click on the magnifying glass.



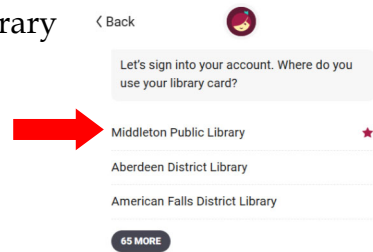
4. Middleton Public Library is part of the Idaho Digital Consortium. Click on it.

5. Click on Sign in with my Card

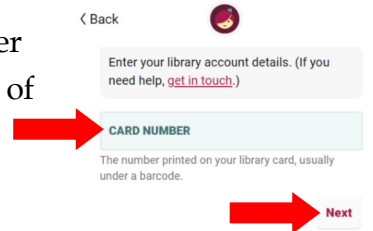


06.24.24

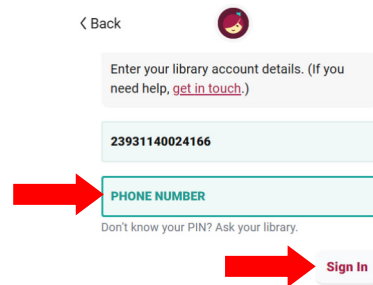
6. Click on Middleton Public Library



7. Type your Library card number (the 14 digit number on the back of your library card, no spaces) & Click Next



8. Enter your PIN (the last four digits of your phone number) & Click Sign In



9. You are now ready to begin searching, just click on the magnifying glass. You can search by title, author, subject, format and even availability. (See directions on next page to add our Partner Libraries to expand the selection of available titles to check out.)



Your Middleton Public Library card works with our Partner Libraries on the Libby App.

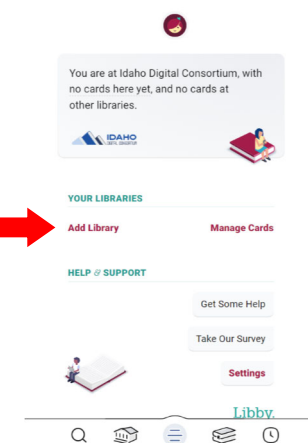
Our Partner Libraries include:

- Blackfoot Public Library
- Boise Library
- Cooperative Information Network
- East Bonner County Library District
- IDEA by ICfL
- Idaho Falls Library
- ID8 (Ideate Digital Library)
- Kuna District Library
- LIBRi System, Inc.
- LYNX Library Consortium
- Meridian Library District
- Valnet

To add these libraries to your

1. Click on

2. Click on Add Library & repeat steps 3-8 from page 1 & 2 of this booklet.



3. You will have to complete all the steps to add each library, including typing in your library card number and pin for each one. Once you have added all of the libraries and you search for a book you can see which library has it by clicking on + which appears next to the book title. This will show you a list of the libraries that have the book and how long you will have to wait if the book is checked out by another patron.

Libby app:

